

## Middlebridge Scimitar - Wiring Diagram Key

Produced by Phil Wormald 14/05/2001

e-Mail: phil.wormald@ntlworld.com

tel.: 0115 9137351

This wiring diagram key has been produced as accurately as possible

The Author accepts no responsibility for any errors or omissions

Please report any mistakes or additions

### Key

|                    |   |
|--------------------|---|
|                    | = Queries not resolved  |
| <b>Code</b>        | = Identifying Code on the Wiring Diagram  |
| <b>Description</b> | = Description of the Part   |
| <b>Column</b>      | = The Column number from the wiring Diagram   |
| <b>Row</b>         | = The Row letter from the wiring Diagram (A to F)   |
| <b>Sheet</b>       | = The wiring diagram sheet number (1 to 5)  |
| <b>IPC Section</b> | = The Section in the Middlebridge Scimitar Illustrated Parts Catalogue  |
| <b>Location</b>    | = Physical Location in the car  |
| <b>Part Number</b> | = Middlebridge Scimitar Part Number (Numbers starting 330.. Are unique to Middlebridge parts, other are Old Reliant part numbers) |

**Notes :** The spreadsheet can be re-ordered by clicking into one of the cells BELOW the title row (26) and selecting the A>Z or Z>A buttons on the toolbar, as required  
The main two orders to use are either using the Code or the Column

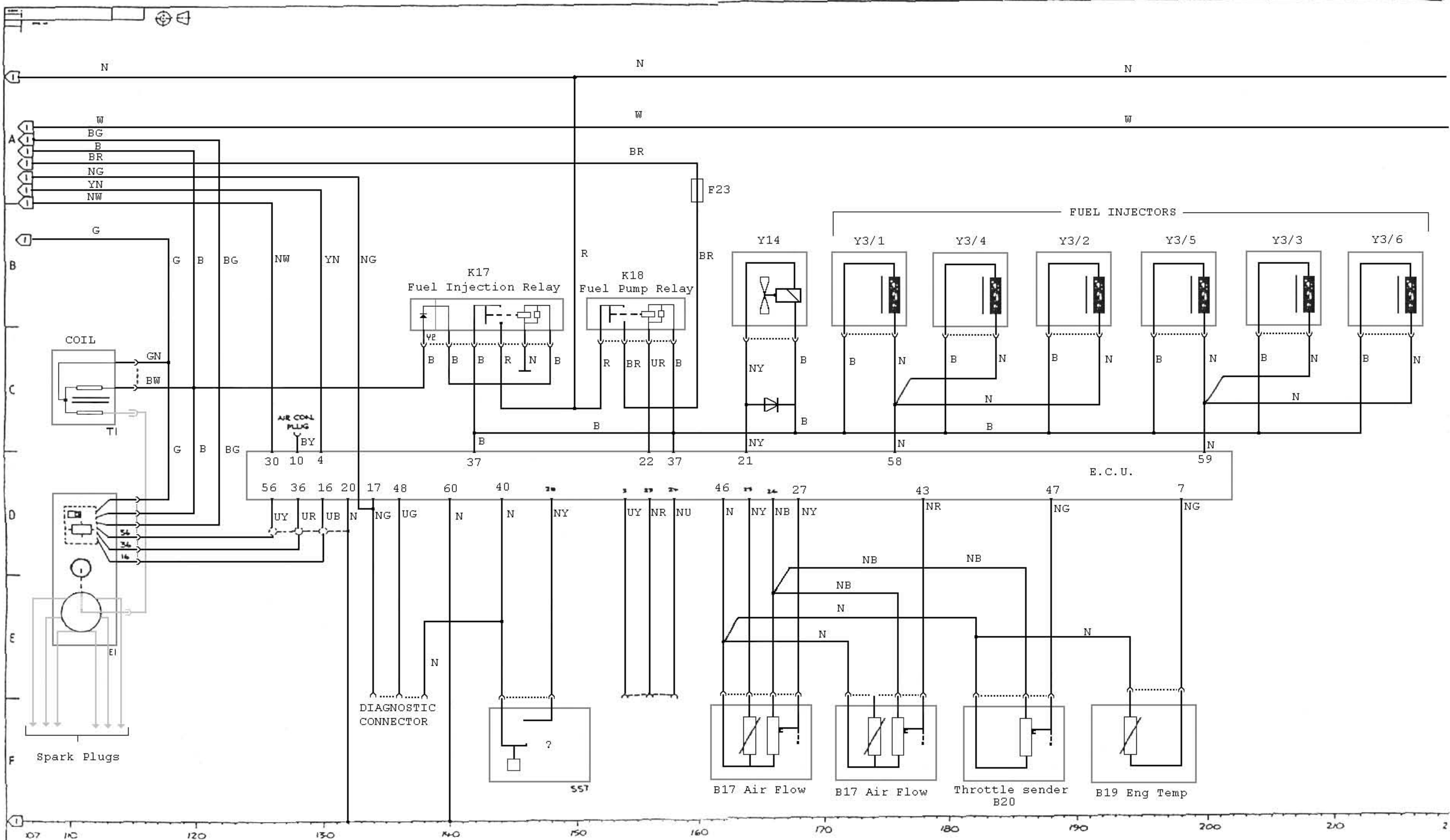
| Code | Description                          | Column | Row | Sheet | IPC Section | Location | Part Number |
|------|--------------------------------------|--------|-----|-------|-------------|----------|-------------|
| MD   | Connector - ECU Diagnostics - Manual | 135    | E   | 2     |             |          |             |
| AD   | Connector - ECU Diagnostics - Auto   | 135    | E   | 2     |             |          |             |
| A 4  | Radio Cassette                       | 82     | C   | 1     |             |          |             |
| A 7  | ECU (EEC IV Module)                  | 202    | D   | 2     |             |          |             |
| A 9  | Controller - Central Door Locking ?  | 253    | D   | 3     |             |          |             |
| A10  | Unit - Interior Light Dimmer         | 280    | E   | 3     |             |          |             |
| A11  | Unit - Dim Dip                       | 374    | D   | 4     |             |          |             |
| B 1  | Speaker                              | 71     | C   | 1     |             |          |             |
| B 1  | Speaker                              | 74     | C   | 1     |             |          |             |
| B 1  | Speaker                              | 78     | C   | 1     |             |          |             |
| B 1  | Speaker                              | 81     | C   | 1     |             |          |             |
| B 2  | Sender - Temperature                 | 96     | F   | 1     |             |          |             |
| B 3  | Horn                                 | 349    | D   | 4     |             |          |             |
| B 3  | Horn                                 | 351    | D   | 4     |             |          |             |
| B 6  | Switch - Oil Pressure                | 102    | F   | 1     |             |          |             |
| B17  | Sender - Air Flow Unit               | 169    | F   | 2     |             |          |             |
| B17  | Sender - Air Flow Unit               | 179    | F   | 2     |             |          |             |
| B19  | Sensor - Engine Temperature (ECU)    | 198    | F   | 2     |             |          |             |
| B20  | Sender - Throttle                    | 189    | F   | 2     |             |          |             |
| B21  | Switch - ?                           | 431    | F   | 4     |             |          |             |
| B21  | Switch - ?                           | 433    | F   | 4     |             |          |             |
| B22  | Switch - Under Bonnet Light ?        | 435    | F   | 4     |             |          |             |

|      |  |     |   |   |  |  |
|------|--|-----|---|---|--|--|
| E 1  | Distributor                            | 113 | E | 2 |  |  |
| E 2  | Spark Plug                             | 107 | F | 2 |  |  |
| E 2  | Spark Plug                             | 108 | F | 2 |  |  |
| E 2  | Spark Plug                             | 109 | F | 2 |  |  |
| E 2  | Spark Plug                             | 112 | F | 2 |  |  |
| E 2  | Spark Plug                             | 113 | F | 2 |  |  |
| E 2  | Spark Plug                             | 114 | F | 2 |  |  |
| E 5  | Bulb - Reverse Light                   | 24  | F | 1 |  |  |
| E 6  | Element - Heated Rear Window           | 245 | F | 3 |  |  |
| E 9  | Bulb - Sidelights LH                   | 385 | F | 4 |  |  |
| STOP | Bulb - Stop Lights                     | 28  | F | 1 |  |  |
| STOP | Bulb - Stop Lights                     | 30  | F | 1 |  |  |
| E10  | Bulb - Sidelights RH                   | 391 | F | 4 |  |  |
| E11  | Bulb - Sidelights LH                   | 381 | F | 4 |  |  |
| E12  | Bulb - Sidelights LH                   | 383 | F | 4 |  |  |
| E13  | Bulb - Sidelights RH                   | 387 | F | 4 |  |  |
| E14  | Bulb - Sidelights RH                   | 389 | F | 4 |  |  |
| E15  | Bulb - HeadLight Outer Main Left (L1)  | 353 | F | 4 |  |  |
| E15  | Bulb - Headlight Inner Main Left (L3)  | 361 | F | 4 |  |  |
| E15  | Bulb - Headlight Dip Beam Right        | 377 | F | 4 |  |  |
| E16  | Bulb - HeadLight Outer Main Right (L2) | 353 | F | 4 |  |  |
| E16  | Bulb - Headlight Inner Main Right (L4) | 363 | F | 4 |  |  |
| E16  | Bulb - Headlight Dip Beam Left         | 379 | F | 4 |  |  |
| E17  | Bulb - Fog Lights, Front               | 345 | F | 4 |  |  |
| E18  | Bulb - Fog Lights, Front               | 347 | F | 4 |  |  |
| E19  | Bulb - Fog Lights, Rear                | 341 | F | 4 |  |  |
| E20  | Bulb - Fog Lights, Rear                | 343 | F | 4 |  |  |
| E34  | Bulb - ?                               | 335 | C | 4 |  |  |
| E35  | Bulb - Dashboard ?                     | 395 | F | 4 |  |  |
| E36  | Resistor - ?                           | 308 | F | 3 |  |  |
| E36  | Bulb - Dashboard ?                     | 393 | F | 4 |  |  |
| E37  | Bulb - Dashboard ?                     | 397 | F | 4 |  |  |
| E38  | Bulb - Dashboard ?                     | 399 | F | 4 |  |  |
| E39  | Bulb - Dashboard ?                     | 401 | F | 4 |  |  |
| E40  | Bulb - Dashboard ?                     | 403 | F | 4 |  |  |
| E41  | Bulb - Dashboard ?                     | 405 | F | 4 |  |  |
| E42  | Bulb - Dashboard ?                     | 407 | F | 4 |  |  |
| E43  | Bulb - Dashboard, Dimmer Controlled ?  | 409 | F | 4 |  |  |
| E44  | Bulb - Dashboard, Dimmer Controlled ?  | 411 | F | 4 |  |  |
| E45  | Bulb - Dashboard, Dimmer Controlled ?  | 413 | F | 4 |  |  |
| E46  | Bulb - Dashboard, Dimmer Controlled ?  | 415 | F | 4 |  |  |
| E47  | Bulb - Dashboard, Dimmer Controlled ?  | 417 | F | 4 |  |  |
| E48  | Bulb - Dashboard, Dimmer Controlled ?  | 419 | F | 4 |  |  |
| E49  | Bulb - Dashboard, Dimmer Controlled ?  | 421 | F | 4 |  |  |
| E50  | Bulb - Interior Lights ?               | 284 | D | 3 |  |  |
| E51  | Bulb - Interior Lights ?               | 286 | D | 3 |  |  |
| E52  | Bulb - Interior Lights ?               | 292 | D | 3 |  |  |
| E53  | Bulb - Interior Lights ?               | 298 | D | 3 |  |  |
| E53  | Bulb - Interior Lights ?               | 300 | D | 3 |  |  |

|       |  |     |   |   |  |  |
|-------|--|-----|---|---|--|--|
| E54   | Bulb - Rear Interior Light                                 | 296 | D | 3 |  |  |
| E55   | Element - Mirror   | 247 | F | 3 |  |  |
| E55   | Element - Mirror   | 249 | F | 3 |  |  |
| E57   | Bulb - Interior Lights ?                                   | 290 | D | 3 |  |  |
| F 1   | Fuse - Heater Blowers                                      | 455 | C | 5 |  |  |
| F 2   | Fuse - Battery Control                                     | 359 | A | 4 |  |  |
| F 3   | Fuse - LH Side and Tail                                    | 381 | C | 4 |  |  |
| F 4   | Fuse - RH Side and Tail and Dashboard Lights               | 389 | C | 4 |  |  |
| F 5   | Fuse - Heated Rear Window and Mirrors Relay                | 241 | A | 3 |  |  |
| F 6   | Fuse - Rear Fog Lights                                     | 343 | D | 4 |  |  |
| F 7   | Fuse - Interior Lights                                     | 296 | A | 3 |  |  |
| F 8   | Fuse - Fog Lights  | 345 | D | 4 |  |  |
| F 9   | Fuse - Rad Fan Relay (Slow)                                | 228 | A | 3 |  |  |
| F10   | Fuse - Wipers / Wash                                       | 467 | C | 5 |  |  |
| F11   | Fuse - Rad Fan Relay (Fast) and Indicators/Hazard Lights ? | 236 | A | 3 |  |  |
| F12   | Fuse - Ignition Control                                    | 26  | A | 1 |  |  |
| F13   | Fuse - Windows   | 495 | C | 5 |  |  |
| F15   | Fuse - Cntral Locking Actuators                            | 253 | A | 3 |  |  |
| F16   | Fuse - Heated Rear Window                                  | 241 | A | 3 |  |  |
| F14   | Fuse - Mirrors   | 508 | C | 5 |  |  |
| F17   | Fuse - Rad Fan   | 232 | A | 3 |  |  |
| F18   | Fuse - Dim Dip Unit  | 374 | C | 4 |  |  |
| F19   | Fuse - Outer Mains   | 355 | E | 4 |  |  |
| F20   | Fuse - Dip Beams Left                                      | 377 | E | 4 |  |  |
| F21   | Fuse - Dip Beams Right                                     | 379 | E | 4 |  |  |
| F22   | Fuse - Inner Mains   | 363 | E | 4 |  |  |
| F23   | Fuse - Fuel Pump   | 160 | A | 2 |  |  |
| G 1   | Alternator   | 10  | D | 1 |  |  |
| G 2   | Battery  | 0   | D | 1 |  |  |
| H 1   | Bulb - Alternator Low Charge Warning ?                     | 424 | B | 4 |  |  |
| H 2   | Bulb - Heated Rear Window and Mirrors                      | 243 | F | 3 |  |  |
| H 5   | Bulb - Indicator, Dashboard Repeater LH                    | 529 | F | 5 |  |  |
| H 5   | Bulb - Indicator, Dashboard Repeater RH                    | 531 | F | 5 |  |  |
| H 6   | Bulb - Indicator, LH                                       | 535 | F | 5 |  |  |
| H 7   | Bulb - Indicator, LH                                       | 537 | F | 5 |  |  |
| H 8   | Bulb - Indicator, RH                                       | 525 | F | 5 |  |  |
| H 9   | Bulb - Indicator, RH                                       | 523 | F | 5 |  |  |
| H12   | Bulb - Main Beam Warning                                   | 357 | F | 4 |  |  |
| H13   | Bulb - Fog Light Warning                                   | 339 | F | 4 |  |  |
| H19   | Bulb - ?   | 427 | C | 4 |  |  |
| H20   | Bulb - Indicator, Side Repeater LH                         | 533 | F | 5 |  |  |
| H21   | Bulb - Indicator, Side Repeater RH                         | 527 | F | 5 |  |  |
| H26   | Bulb - ?   | 431 | C | 4 |  |  |
| H27   | Bulb - Under Bonnet Light ?                                | 435 | C | 4 |  |  |
| K 2   |  | 48  | F | 1 |  |  |
| K 2   | Switch - Wipers Front                                      | 491 | C | 5 |  |  |
| K 6   | Unit - Indicators  | 522 | C | 5 |  |  |
| K 6/A | Relay - Outer Main Beam Lights                             | 359 | C | 4 |  |  |
| K 6/B | Relay - Front and Rear Fog Lights                          | 348 | C | 4 |  |  |

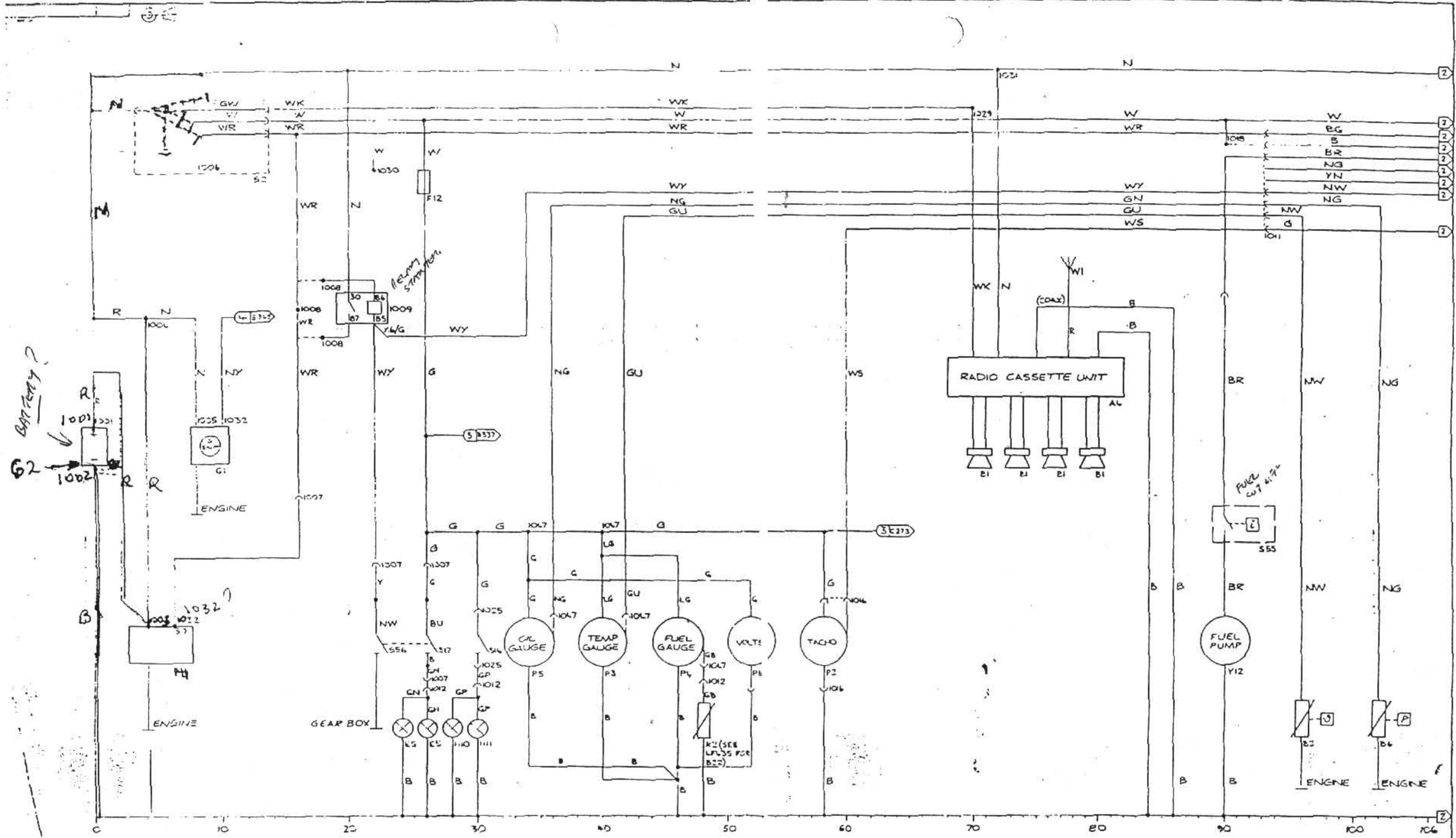
|       |   |     |   |   |  |  |
|-------|---|-----|---|---|--|--|
| K 6/C | Relay - Heaters, Wipers, Window Motors, Mirror Motors | 453 | A | 5 |  |  |
| K 6/D | Relay - Rad Fan (Fast)                                | 236 | D | 3 |  |  |
| K 6/E | Relay - Rad Fan (Slow)                                | 231 | D | 3 |  |  |
| K 6/F | Relay - Heated Rear Window and Mirrors                | 243 | D | 3 |  |  |
| K17   | Relay - Fuel Injection                                | 149 | B | 2 |  |  |
| K18   | Relay - Fuel Pump                                     | 159 | B | 2 |  |  |
| K21   | Actuator - Central Door Locking                       | 266 | C | 3 |  |  |
| K22   | Actuator - Central Door Locking                       | 266 | D | 3 |  |  |
| K23   | Relay - Kickdown (Auto Only)                          | 543 | F | 5 |  |  |
| M 1   | Motor - Starter                                       | 8   | E | 1 |  |  |
| M 2   | Motor - Radiator Fan                                  | 235 | C | 3 |  |  |
| M 3   | Motor - Blower  | 455 | F | 5 |  |  |
| M 3   | Motor - Blower  | 461 | F | 5 |  |  |
| M 5   | Motor - Wipers Front                                  | 479 | F | 5 |  |  |
| M 6   | Motor - Rear Wiper                                    | 473 | F | 5 |  |  |
| M 6   | Motor - Washers Front                                 | 488 | F | 5 |  |  |
| M 7   | Motor - Rear Wash                                     | 467 | F | 5 |  |  |
| M11   | Motor - Windows                                       | 496 | F | 5 |  |  |
| M12   | Motor - Windows                                       | 503 | F | 5 |  |  |
| M15   | Motor - Mirror (Right hand)                           | 517 | F | 5 |  |  |
| M16   | Motor - Mirror (Left hand)                            | 511 | F | 5 |  |  |
| P 1   | Clock   | 304 | F | 3 |  |  |
| P 2   | Gauge - Tachometer                                    | 58  | E | 1 |  |  |
| P 3   | Gauge - Temp  | 40  | E | 1 |  |  |
| P 4   | Gauge - Fuel Gauge                                    | 46  | E | 1 |  |  |
| P 5   | Oil Gauge   | 34  | E | 1 |  |  |
| P 6   | Gauge - Voltmeter                                     | 52  | E | 1 |  |  |
| R 5   | Bulb - Reverse Light                                  | 26  | F | 1 |  |  |
| R 6   | Switch - Dash Board Light Dimmer                      | 409 | E | 4 |  |  |
| S 2   | Switch - Ignition                                     | 13  | A | 1 |  |  |
| S 5   | Switch - Heated Rear Window and Mirrors               | 243 | E | 3 |  |  |
| S 7   | Switch - Radiator Fan (Slow)                          | 230 | F | 3 |  |  |
| S 7   | Switch - Radiator Fan (Fast)                          | 238 | F | 3 |  |  |
| S 8   | Switch - Blowers                                      | 461 | C | 5 |  |  |
| S 9   | Switch - Front Washers                                | 483 | D | 5 |  |  |
| S10   | Switch - Wipers Front                                 | 487 | D | 5 |  |  |
| S11   | Switch - Wipers / Wash Rear                           | 475 | C | 5 |  |  |
| S13   | Switch - Horn   | 351 | B | 4 |  |  |
| S14   | Switch - Hazard Warning Lights                        | 537 | D | 5 |  |  |
| S15   | Switch - Indicators                                   | 530 | E | 5 |  |  |
| S16   | Switch - Stop Lights                                  | 30  | E | 1 |  |  |
| S17   | Switch - Reverse Lights                               | 26  | E | 1 |  |  |
| S18   | Switch - Main Lighting (Sidelights and dipped Beam)   | 383 | A | 4 |  |  |
| S19   | Switch - Stalk (Main Beam)                            | 379 | B | 4 |  |  |
| S23   | Switch - Front and Rear Fog Lights                    | 348 | D | 4 |  |  |
| S26   | Switch - Door ?                                       | 294 | F | 3 |  |  |
| S31   | Switch - ?  | 429 | F | 4 |  |  |
| S31   | Switch - ?  | 425 | F | 4 |  |  |
| S32   | Switch - ?  | 427 | F | 4 |  |  |

|       |   |     |   |   |  |  |
|-------|---|-----|---|---|--|--|
| S33   | Switch - Windows                                | 497 | D | 5 |  |  |
| S34   | Switch - Windows                                | 503 | D | 5 |  |  |
| S39   | Switch - Interior Lights                        | 288 | D | 3 |  |  |
| S40   | Switch - Rear Interior Light                    | 296 | E | 3 |  |  |
| S53   | Switch - Mirrors                                | 518 | C | 5 |  |  |
| S55   | Switch - Fuel cut off                           | 93  | D | 1 |  |  |
| S56   | Switch - Reverse Ignition Inhibitor (Auto only) | 22  | E | 1 |  |  |
| S56 ? | Switch - ?                                      | 335 | F | 4 |  |  |
| S57   | Sensor ? Part of K17?                           | 150 | F | 2 |  |  |
| S59   | Switch (Auto Only) Kick down microswitch        | 545 | D | 5 |  |  |
| S6?   | Switch - Door ?                                 | 300 | F | 3 |  |  |
| S60   | Switch - Pressure?                              | 550 | D | 5 |  |  |
| S61   | Switch - Automatic? (Auto Only)                 | 550 | E | 5 |  |  |
| T 1   | Coil  | 113 | C | 2 |  |  |
| W 1   | Aerial  | 78  | B | 1 |  |  |
| Y 3/1 | Fuel Injector                                   | 178 | B | 2 |  |  |
| Y 3/2 | Fuel Injector                                   | 192 | B | 2 |  |  |
| Y 3/3 | Fuel Injector                                   | 210 | B | 2 |  |  |
| Y 3/4 | Fuel Injector                                   | 185 | B | 2 |  |  |
| Y 3/5 | Fuel Injector                                   | 202 | B | 2 |  |  |
| Y 3/6 | Fuel Injector                                   | 218 | B | 2 |  |  |
| Y 6/G | Relay - Starter Inhibitor                       | 22  | B | 1 |  |  |
| Y12   | Pump - Fuel                                     | 90  | E | 1 |  |  |
| Y14   | Idle Speed Valve                                | 170 | B | 2 |  |  |



Wiring diagram, GTE manual and automatic

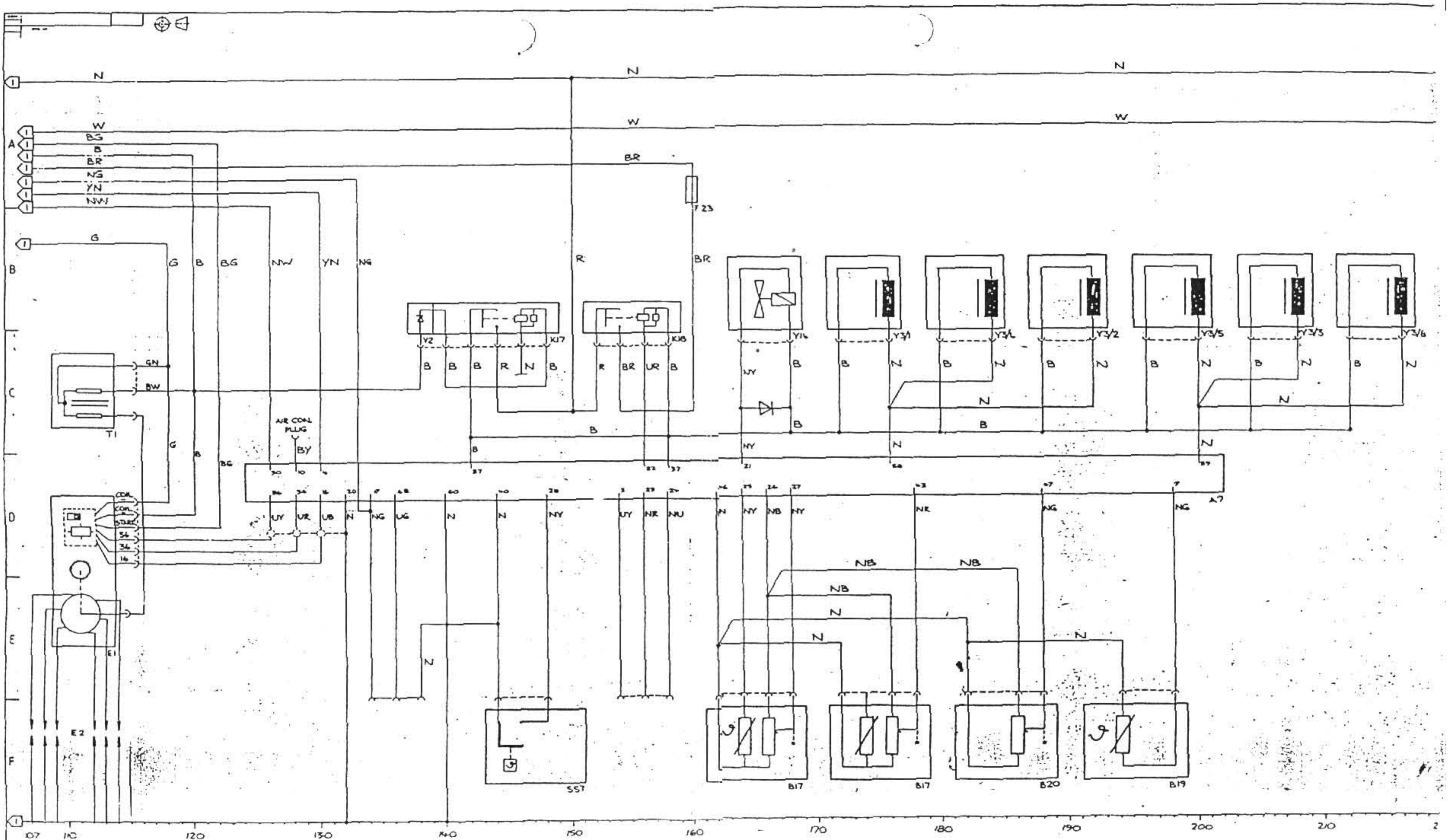




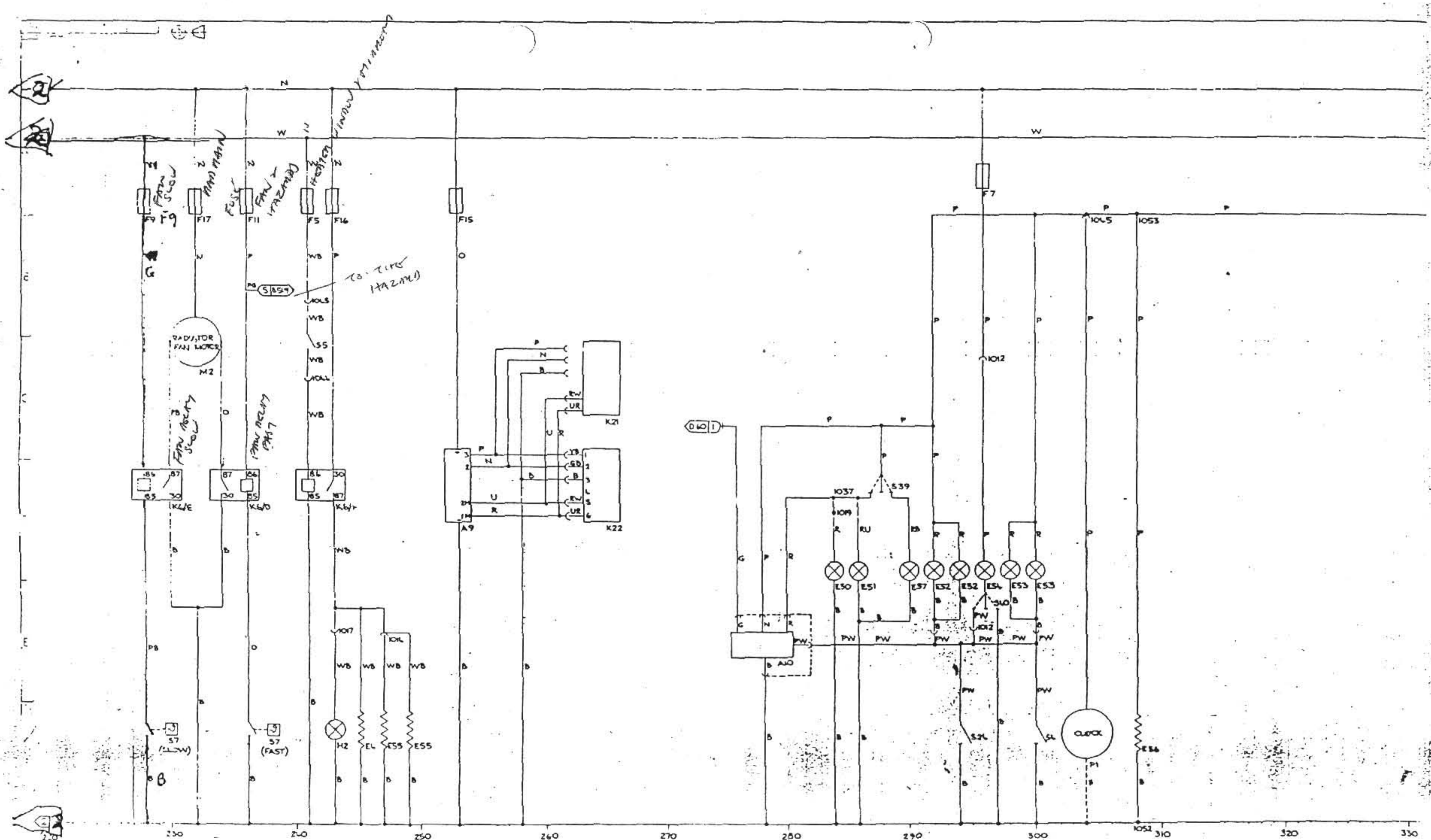
JOHN CASSINGHAM  
01491651508

SHEET 1 OF 5



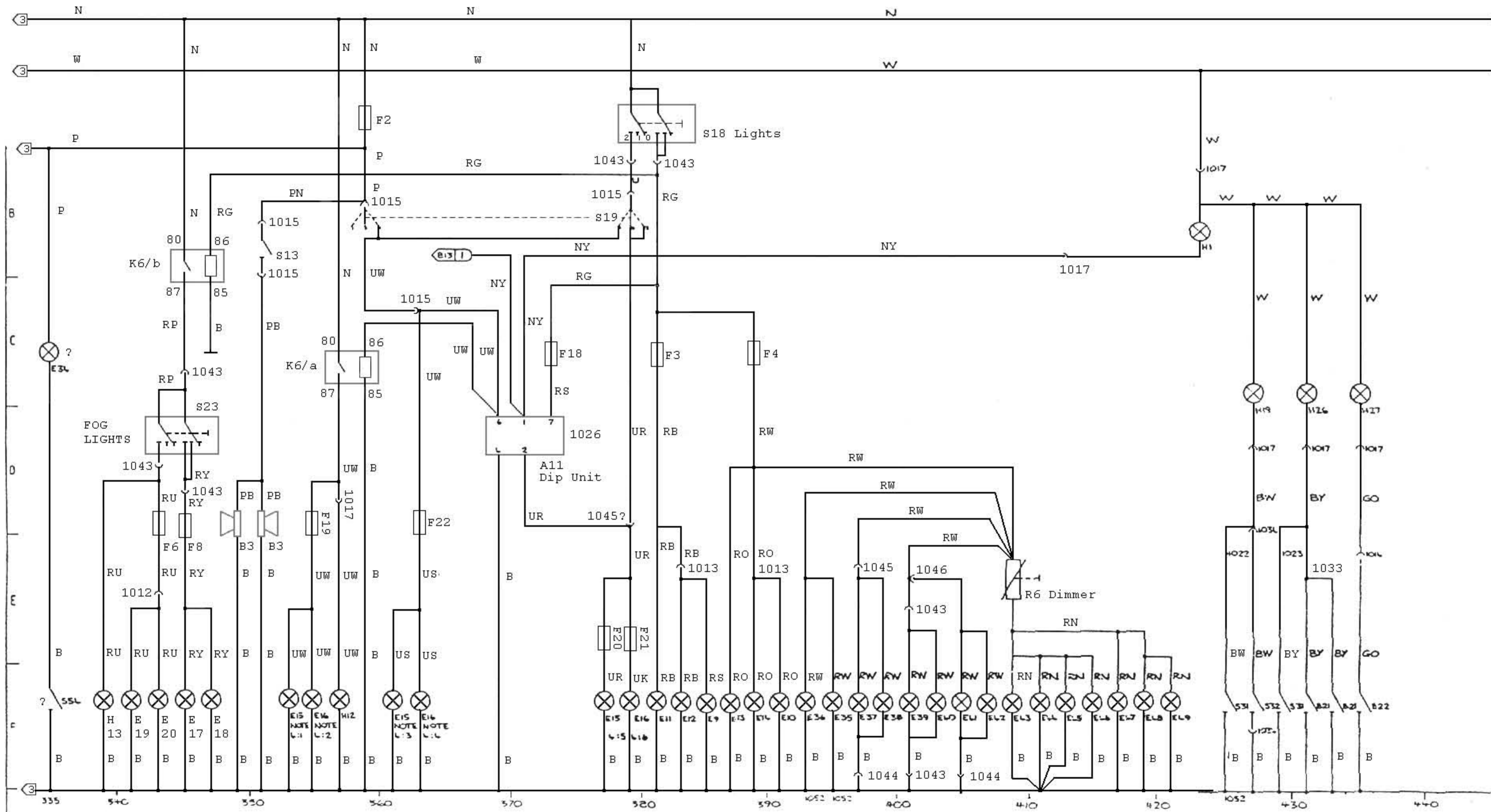


SHEET 2 OF 5



SHEET 3 OF 5

N  
W  
B  
BG  
BR  
NG  
YN  
NW  
R  
GN  
G  
BW  
UY  
UR  
UB  
UG  
NY  
NR  
NU  
NB  
BY  
UR  
N  
B  
RP  
RY  
RU  
RG



NOTES  
L:1 OUTER MAIN-L  
L:2 OUTER MAIN-R  
L:3 INNER MAIN-L  
L:4 INNER MAIN-R  
L:5 DIP-R  
L:6 DIP-L

